

2019

ASBK.COM.AU f t i y

Official ASBK Test : Phillip Island : February 2 & 3

YMI SUPERSPORT 300 / YMF R3 CUP

Practice 1

 Date: 02/02/19
 Event: P02
 Weather: Sunny - Temp: 21.2C
 Track: Dry - Temp: 27.0C

 Started at: 09:25:17
 Laps: 25 Min
 Starters: 24
 Printed at: 10:58


CLASSIFICATION


Pos	No	Name	Machine	Fastest Lap	On Lap	Behind Prev	Behind Leader	Top Speed
1	44	Tom BRAMICH (VIC) (NOT OFFICIAL)	Kawasaki Ninja 400	1:50.288	5 of 5			197
2	10	Callum O'BRIEN (WA) / BC Performance / Kawasaki	Kawasaki Ninja 400	1:51.247	9 of 9	.959	.959	193
3	68	Luke POWER (VIC) / RTR / HPC Coatings / Graeme Williams Eng. / Traction Control Susp.	Yamaha R3 321	1:51.736	8 of 10	.489	1.448	190
4	81	Senna AGIUS (NSW)	Kawasaki Ninja 400	1:52.077	7 of 9	.341	1.789	188
5	151	Locky TAYLOR (QLD) / YRD / Demmery Motorsport	Yamaha R3 321	1:52.149	8 of 10	.072	1.861	190
6	43	Harry KHOURI (NSW) / Excite M-sports / Shark Leathers / Moto National Access. / NSW Helicopters	Yamaha R3 321	1:52.518	9 of 12	.369	2.230	191
7	47	Zylas BUNTING (NSW) / Shark Leathers	Yamaha R3 321	1:52.882	6 of 10	.364	2.594	192
8	27	Max STAUFFER (NSW) / Yamaha / Shark Leathers / KYT Helmets / YRD / Chris Watson M-cycles	Yamaha R3 321	1:53.035	9 of 9	.153	2.747	193
9	57	Seth CRUMP (QLD) / Rockoil / KTM	KTM RC 390	1:53.074	8 of 8	.039	2.786	198
10	72	Ben BAKER (NSW)	Kawasaki Ninja 300	1:53.604	7 of 10	.530	3.316	189
11	87	Zac LEVY (QLD) / Demmery Motorsport	Yamaha R3 321	1:54.992	2 of 5	1.388	4.704	188
12	28	Tayla RELPH (QLD) / BC Performance / Landscape Supplies	Kawasaki Ninja 400	1:55.440	8 of 8	.448	5.152	191
13	97	Peter NERLICH (VIC) / TCN Racing	Kawasaki Ninja 400	1:55.736	11 of 11	.296	5.448	167
14	42	Kyle O'CONNELL (QLD)	Yamaha R3 321	1:56.212	7 of 13	.476	5.924	188
15	15	Bronson PICKETT (WA) / Silkolene oils / M&B Rubbish Disposal	Yamaha R3 321	1:56.684	6 of 10	.472	6.396	186
16	282	Cameron AGOSTINI (NT)	Honda CBR 300	1:57.549	7 of 7	.865	7.261	178
17	88	Joseph MARINIELLO (VIC) / Zaynt / MCA / Racecenter	Yamaha R3 321	1:57.562	12 of 13	.013	7.274	185
18	56	Jesse WOODS (TAS) / JDS Moto	Yamaha R3 321	1:58.345	8 of 11	.783	8.057	187
19	40	Jeremy CZMOK (VIC) / Dindins Pet Food	KTM RC 390	1:59.939	11 of 11	1.594	9.651	176
20	89	Kristian AGOSTINI (NT) / Territory 3 Racing / TERRA	Yamaha R3 321	2:01.916	11 of 11	1.977	11.628	178
21	437	Hayden STIFF (NSW) / Proworx Racing / Blayney M-cycles	Kawasaki Ninja 300	2:02.180	10 of 10	.264	11.892	182
22	35	Ben ANGELIDIS (ACT) / Proworx Racing / Blayney M-cycles / Penrite Oils / Ricondi	Yamaha R3 321	2:06.224	9 of 11	4.044	15.936	171
23	19	Andrew DE KUYPER (VIC)	Kawasaki Ninja 300	2:07.555	4 of 8	1.331	17.267	173
24	46	Lachlan O'BRIEN (NT)	Yamaha R3 321	2:08.011	10 of 10	.456	17.723	177

Current best lap for SS300 class - 1:47.696 by Hunter FORD (NSW) on a Yamaha YZF-R3 set on 13/10/18

Chief Time Keeper - Scott Laing

Clerk of Course - Simon Maas


 Computime Race Timing Systems Pty Ltd © 1996
 Licensed to Computime Race Timing Systems

www.computime.com.au
COMPUTIME RACE TIMING SYSTEMS PTY LTD


2019



ASBK.COM.AU f t i y

Official ASBK Test : Phillip Island : February 2 & 3

YMI SUPERSPORT 300 / YMF R3 CUP

Practice 1

Date: 02/02/19
 Event: P02
 Weather: Sunny - Temp: 21.2C
 Track: Dry - Temp: 27.0C


Started at: 09:25:17
 Laps: 25 Min
 Starters: 24
 Printed at: 10:58

LAP TIMES

No	Name	Lap 1	Lap 2	Lap 3	Lap 4	Lap 5	Lap 6	Lap 7	Lap 8	Lap 9	Lap 10
10	Callum O'BRIEN (WA)	2:04.952	1:54.893	1:54.360	1:53.584	1:52.028	1:52.757	1:53.449	1:56.983	1:51.247	
15	Bronson PICKETT (WA)	2:15.092	2:00.241	1:59.202	1:58.509	1:58.044	1:56.684	1:56.730	4:08.934	5:31.739	2:08.601
19	Andrew DE KUYPER (VIC)	2:32.376	5:30.308	2:20.174	2:07.555	2:08.856	2:07.843	2:15.649	2:20.955		
27	Max STAUFFER (NSW)	2:10.316	1:55.278	1:54.789	7:57.063	2:08.367	1:55.554	3:34.806	2:04.365	1:53.035	
28	Tayla RELPH (QLD)	2:11.732	2:00.750	1:59.168	1:58.257	1:57.327	1:56.043	1:56.315	1:55.440		
35	Ben ANGELIDIS (ACT)	2:39.603	2:12.363	2:09.528	2:08.880	2:07.684	2:07.818	2:07.358	2:08.064	2:06.224	2:07.048
		10	2:06.471								
40	Jeremy CZMOK (VIC)	2:22.482	2:12.627	2:06.200	2:04.867	4:22.096	2:09.277	2:02.480	2:01.365	2:01.035	2:00.950
		10	1:59.939								
42	Kyle O'CONNELL (QLD)	2:13.032	1:58.895	1:58.480	1:57.547	1:56.296	1:56.301	1:56.212	1:57.153	1:56.980	1:57.414
		10	1:58.213	1:57.220	1:57.796						
43	Harry KHOURI (NSW)	2:09.373	1:54.697	1:55.262	1:54.378	1:53.870	1:53.881	1:53.342	1:53.770	1:52.518	4:44.948
		10	2:03.998	1:53.136							
44	Tom BRAMICH (VIC) (NOT OFFICIAL)	2:02.867	1:53.068	1:51.849	1:51.795	1:50.288					
		10									
46	Lachlan O'BRIEN (NT)	2:34.540	2:17.860	2:13.899	2:10.805	2:09.920	2:09.867	2:08.536	2:09.404	2:08.144	2:08.011
47	Zylas BUNTING (NSW)	2:12.859	1:59.065	1:58.145	1:59.032	1:55.987	1:52.882	1:53.250	1:53.256	1:52.957	2:35.113
56	Jesse WOODS (TAS)	2:15.097	2:03.460	2:03.905	2:02.542	1:59.664	1:59.833	1:58.618	1:58.345	5:41.708	2:10.206
		10	2:00.801								
57	Seth CRUMP (QLD)	2:03.789	1:54.584	8:07.544	2:04.391	1:53.526	1:53.337	1:53.886	1:53.074		
68	Luke POWER (VIC)	2:03.917	1:54.707	1:54.630	1:53.350	1:53.336	1:52.388	1:51.929	1:51.736	1:52.206	1:52.200
72	Ben BAKER (NSW)	2:08.487	1:57.204	1:56.274	1:55.120	1:54.524	1:54.307	1:53.604	1:53.736	1:54.011	1:53.686
81	Senna AGIUS (NSW)	2:13.042	1:56.943	1:54.261	1:53.403	1:53.975	1:52.426	1:52.077	1:54.538	1:53.065	
87	Zac LEVY (QLD)	2:10.360	1:54.992	2:57.738	2:04.899	1:58.970					
88	Joseph MARINIELLO (VIC)	2:17.413	2:02.991	2:03.005	2:01.761	1:58.124	2:00.180	1:58.564	1:58.519	1:59.074	1:59.894
		10	1:58.065	1:57.562	1:57.728						
89	Kristian AGOSTINI (NT)	2:27.730	2:09.961	2:07.963	2:05.184	2:04.007	2:05.458	2:04.545	2:07.818	2:04.816	2:04.241
		10	2:01.916								
97	Peter NERLICH (VIC)	2:11.771	1:58.569	1:57.531	1:57.684	6:27.454	2:00.844	1:56.387	1:56.097	1:56.221	1:56.036
		10	1:55.736								
151	Locky TAYLOR (QLD)	2:09.123	1:55.877	3:34.131	2:02.130	1:53.727	2:01.428	1:53.493	1:52.149	6:49.860	2:09.174
282	Cameron AGOSTINI (NT)	2:22.625	2:02.242	2:03.697	2:01.124	1:59.292	1:59.006	1:57.549			
437	Hayden STIFF (NSW)	2:18.302	2:10.347	2:08.958	2:06.159	2:03.887	2:03.020	4:38.939	2:12.051	2:02.968	2:02.180

Scott Laing
 Chief Time Keeper - Scott Laing

Clerk of Course - Simon Maas



Computime Race Timing Systems Pty Ltd © 1996
 Licensed to Computime Race Timing Systems
www.computime.com.au

COMPUTIME RACE TIMING SYSTEMS PTY LTD

2019



ASBK.COM.AU f t i y

Official ASBK Test : Phillip Island : February 2 & 3

YMI SUPERSPORT 300 / YMF R3 CUP

Practice 1

Date: 02/02/19
 Event: P02
 Weather: Sunny - Temp: 21.2C
 Track: Dry - Temp: 27.0C


Started at: 09:25:17
 Laps: 25 Min
 Starters: 24
 Printed at: 10:58

SPLIT TIMES

Lap	Split 1	Split 2	Split 3	Split 4	Lap Time	Spd	Lap	Split 1	Split 2	Split 3	Split 4	Lap Time	Spd
10 Callum O'BRIEN (WA) (2nd)													
1	35.221	35.189	22.716	31.826	2:04.952 P		3	27.520	33.733	21.965	31.571	1:54.789	193
2	27.479	34.252	22.183	30.979	1:54.893	191	4	27.236	32.826	22.130	6:34.871	7:57.063	188
3	26.881	33.263	22.692	31.524	1:54.360	191	5	39.536	34.603	22.482	31.746	2:08.367 P	
4	27.149	33.237	22.483	30.715	1:53.584	191	6	27.771	33.937	22.182	31.664	1:55.554	184
5	26.889	32.719	21.666	30.754	1:52.028	193	7	27.477	33.598	22.258	2:11.473	3:34.806	185
6	26.644	33.444	21.918	30.751	1:52.757	191	8	37.109	33.875	22.037	31.344	2:04.365 P	
7	26.586	32.944	21.693	32.226	1:53.449	190	9	27.243	33.003	21.956	30.833	1:53.035	185
8	30.055	33.855	22.106	30.967	1:56.983	178	28 Tayla RELPH (QLD) (12th)						
9	26.780	33.042	21.382	30.043	1:51.247	192	1	36.763	37.211	23.915	33.843	2:11.732 P	
							2	29.371	35.605	22.910	32.864	2:00.750	190
							3	28.908	34.932	22.693	32.635	1:59.168	190
15 Bronson PICKETT (WA) (15th)													
1	39.299	37.787	23.888	34.118	2:15.092 P		4	28.514	34.798	22.611	32.334	1:58.257	189
2	29.192	35.427	22.973	32.649	2:00.241	182	5	28.334	34.316	22.454	32.223	1:57.327	191
3	28.922	35.059	22.842	32.379	1:59.202	185	6	27.862	34.018	22.231	31.932	1:56.043	191
4	28.528	34.836	22.797	32.348	1:58.509	186	7	27.879	33.939	22.162	32.335	1:56.315	190
5	28.057	34.527	22.571	32.889	1:58.044	183	8	27.900	33.720	22.118	31.702	1:55.440	191
6	27.732	34.308	22.651	31.993	1:56.684	185	35 Ben ANGELIDIS (ACT) (22th)						
7	27.958	34.251	22.494	32.027	1:56.730	179	1	38.523	39.755	26.348	54.977	2:39.603 P	
8	28.638	34.368	22.997	2:42.931	4:08.934	181	2	32.066	39.180	25.587	35.530	2:12.363	165
9	51.249	42.615	31.325	3:26.550	5:31.739 P		3	31.191	37.673	25.285	35.379	2:09.528	165
10	38.305	35.581	22.533	32.182	2:08.601 P		4	30.820	37.645	25.124	35.291	2:08.880	169
19 Andrew DE KUYPER (VIC) (23th)													
1	45.324	43.288	26.447	37.317	2:32.376 P		5	30.416	37.584	25.159	34.525	2:07.684	171
2	42.604	4:47.704			5:30.308	168	6	30.143	37.488	25.557	34.630	2:07.818	168
3	39.859	39.673	25.223	35.419	2:20.174 P		7	29.994	37.279	24.790	35.295	2:07.358	169
4	30.288	37.828	24.714	34.725	2:07.555	169	8	31.134	37.781	24.842	34.307	2:08.064	163
5	30.416	38.139	25.103	35.198	2:08.856	167	9	30.363	36.627	24.743	34.491	2:06.224	168
6	31.085	37.499	24.595	34.664	2:07.843	164	10	30.418	36.995	24.926	34.709	2:07.048	166
7	30.506	37.945	25.318	41.880	2:15.649	173	11	30.172	36.892	24.865	34.542	2:06.471	166
8	37.586	42.039	25.276	36.054	2:20.955	144	40 Jeremy CZMOK (VIC) (19th)						
							1	38.864	40.821	26.208	36.589	2:22.482 P	
							2	33.608	39.388	24.818	34.813	2:12.627	175
27 Max STAUFFER (NSW) (8th)													
1	40.281	35.258	22.649	32.128	2:10.316 P		3	30.977	37.086	23.996	34.141	2:06.200	171
2	27.452	34.018	22.325	31.483	1:55.278	190	4	30.528	36.994	24.153	33.192	2:04.867	174

Scott Laing
 Chief Time Keeper - Scott Laing

Clerk of Course - Simon Maas



Computime Race Timing Systems Pty Ltd © 1996
 Licensed to Computime Race Timing Systems
www.computime.com.au

COMPUTIME RACE TIMING SYSTEMS PTY LTD

2019



ASBK.COM.AU f t i y

Official ASBK Test : Phillip Island : February 2 & 3

YMI SUPERSPORT 300 / YMF R3 CUP

Practice 1

Date: 02/02/19
 Event: P02
 Weather: Sunny - Temp: 21.2C
 Track: Dry - Temp: 27.0C



Started at: 09:25:17
 Laps: 25 Min
 Starters: 24
 Printed at: 10:58

SPLIT TIMES

Lap	Split 1	Split 2	Split 3	Split 4	Lap Time	Spd	Lap	Split 1	Split 2	Split 3	Split 4	Lap Time	Spd
5	28.411	34.875	23.055	33.323	1:59.664	187	6	27.366	33.897	22.076	30.968	1:54.307	187
6	28.883	35.144	23.284	32.522	1:59.833	180	7	27.135	33.591	21.974	30.904	1:53.604	188
7	28.589	34.919	23.060	32.050	1:58.618	182	8	27.117	33.533	22.061	31.025	1:53.736	189
8	28.489	34.290	22.860	32.706	1:58.345	184	9	27.157	33.817	21.874	31.163	1:54.011	187
9	29.064	35.651	23.996	4:12.997	5:41.708	183	10	27.074	33.447	21.859	31.306	1:53.686	187
10	38.141	35.400	23.559	33.106	2:10.206 P								
11	28.887	35.460	23.454	33.000	2:00.801	182	81 Senna AGIUS (NSW) (4th)						
							1	38.813	37.352	23.532	33.345	2:13.042 P	
							2	28.366	34.039	22.489	32.049	1:56.943	187
57 Seth CRUMP (QLD) (9th)							3	27.533	33.144	21.888	31.696	1:54.261	187
1	34.450	35.083	22.431	31.825	2:03.789 P		4	27.312	33.040	21.878	31.173	1:53.403	188
2	27.767	33.737	21.893	31.187	1:54.584	191	5	27.303	33.222	21.929	31.521	1:53.975	183
3	27.510	37.368	28.703	6:33.963	8:07.544	188	6	27.292	33.074	21.476	30.584	1:52.426	188
4	35.623	34.775	22.231	31.762	2:04.391 P		7	27.130	32.356	21.431	31.160	1:52.077	188
5	27.239	33.559	21.801	30.927	1:53.526	198	8	27.149	34.120	21.992	31.277	1:54.538	185
6	27.058	33.428	21.798	31.053	1:53.337	193	9	27.212	32.844	21.804	31.205	1:53.065	186
7	27.041	33.511	21.871	31.463	1:53.886	188							
8	27.002	33.388	21.707	30.977	1:53.074	188	87 Zac LEVY (QLD) (11th)						
							1	38.411	36.114	23.704	32.131	2:10.360 P	
68 Luke POWER (VIC) (3rd)							2	27.551	34.053	22.118	31.270	1:54.992	188
1	33.816	35.222	22.603	32.276	2:03.917 P		3	27.542	34.152	22.763	1:33.281	2:57.738	186
2	27.441	33.873	22.194	31.199	1:54.707	182	4	34.385	35.311	22.861	32.342	2:04.899 P	
3	27.232	34.045	22.001	31.352	1:54.630	182	5	27.808	34.394	22.698	34.070	1:58.970	184
4	27.052	33.371	21.906	31.021	1:53.350	182							
5	26.974	33.320	21.909	31.133	1:53.336	183	88 Joseph MARINIELLO (VIC) (17th)						
6	26.790	32.912	21.791	30.895	1:52.388	183	1	39.174	38.774	24.973	34.492	2:17.413 P	
7	26.690	32.894	21.716	30.629	1:51.929	185	2	28.901	36.352	24.060	33.678	2:02.991	180
8	27.001	32.373	21.794	30.568	1:51.736	186	3	28.729	35.917	23.539	34.820	2:03.005	178
9	26.782	32.869	21.784	30.771	1:52.206	190	4	28.921	36.306	23.467	33.067	2:01.761	173
10	26.590	32.626	21.808	31.176	1:52.200	185	5	27.990	35.065	22.957	32.112	1:58.124	181
							6	29.039	35.100	23.545	32.496	2:00.180	170
72 Ben BAKER (NSW) (10th)							7	28.372	34.979	23.150	32.063	1:58.564	181
1	38.219	35.233	22.776	32.259	2:08.487 P		8	29.389	34.717	22.596	31.817	1:58.519	184
2	28.439	34.585	22.542	31.638	1:57.204	185	9	28.051	35.071	23.355	32.597	1:59.074	185
3	28.024	34.163	22.587	31.500	1:56.274	184	10	28.124	36.442	22.864	32.464	1:59.894	179
4	27.428	34.130	22.065	31.497	1:55.120	189	11	27.937	34.902	22.965	32.261	1:58.065	180
5	27.434	33.807	22.162	31.121	1:54.524	188							

Scott Laing
 Chief Time Keeper - Scott Laing

Clerk of Course - Simon Maas



Computime Race Timing Systems Pty Ltd © 1996
 Licensed to Computime Race Timing Systems
www.computime.com.au

COMPUTIME RACE TIMING SYSTEMS PTY LTD

2019



ASBK.COM.AU f t i y

Official ASBK Test : Phillip Island : February 2 & 3

YMI SUPERSPORT 300 / YMF R3 CUP

Practice 1

Date: 02/02/19
 Event: P02
 Weather: Sunny - Temp: 21.2C
 Track: Dry - Temp: 27.0C


Started at: 09:25:17
 Laps: 25 Min
 Starters: 24
 Printed at: 10:58

SPLIT TIMES

Lap	Split 1	Split 2	Split 3	Split 4	Lap Time	Spd	Lap	Split 1	Split 2	Split 3	Split 4	Lap Time	Spd
12	27.706	34.702	22.929	32.225	1:57.562	177	3	27.303	33.558	22.436	2:10.834	3:34.131	190
13	27.677	34.336	23.042	32.673	1:57.728	180	4	34.729	33.875	22.253	31.273	2:02.130 P	
89 Kristian AGOSTINI (NT) (20th)							5	27.149	33.353	22.171	31.054	1:53.727	183
							6	27.768	35.965	23.980	33.715	2:01.428	180
1	44.831	40.631	25.212	37.056	2:27.730 P		7	26.999	33.066	21.995	31.433	1:53.493	187
2	30.182	38.237	24.970	36.572	2:09.961	175	8	26.773	32.717	21.937	30.722	1:52.149	188
3	30.225	37.751	24.392	35.595	2:07.963	176	9	28.262	33.566	22.756	5:25.276	6:49.860	174
4	29.937	36.581	24.092	34.574	2:05.184	176	10	39.115	35.040	22.694	32.325	2:09.174 P	
5	29.378	35.932	23.781	34.916	2:04.007	176	282 Cameron AGOSTINI (NT) (16th)						
6	29.895	36.744	24.022	34.797	2:05.458	177	1	45.428	38.366	24.621	34.210	2:22.625 P	
7	29.507	36.356	24.045	34.637	2:04.545	178	2	29.646	35.243	23.620	33.733	2:02.242	174
8	29.893	36.330	24.249	37.346	2:07.818	174	3	29.051	37.973	23.389	33.284	2:03.697	178
9	29.789	35.383	24.332	35.312	2:04.816	174	4	28.758	35.625	23.538	33.203	2:01.124	177
10	29.604	35.918	24.128	34.591	2:04.241	173	5	29.021	34.621	23.252	32.398	1:59.292	178
11	28.723	35.251	23.699	34.243	2:01.916	178	6	28.557	34.444	23.190	32.815	1:59.006	177
97 Peter NERLICH (VIC) (13th)							7	28.574	34.144	22.698	32.133	1:57.549	178
1	39.724	36.229	22.836	32.982	2:11.771 P		437 Hayden STIFF (NSW) (21th)						
2	29.367	34.565	22.181	32.456	1:58.569	166	1	37.912	39.700	25.142	35.548	2:18.302 P	
3	28.919	34.321	22.276	32.015	1:57.531	166	2	31.735	37.760	25.230	35.622	2:10.347	178
4	29.033	34.329	22.348	31.974	1:57.684	167	3	32.252	36.891	24.924	34.891	2:08.958	163
5	28.906	33.878	22.286	5:02.384	6:27.454	165	4	30.287	37.108	23.817	34.947	2:06.159	182
6	33.231	33.883	22.020	31.710	2:00.844 P		5	30.148	35.931	24.083	33.725	2:03.887	178
7	28.631	33.554	22.545	31.657	1:56.387	167	6	29.801	35.555	23.980	33.684	2:03.020	181
8	28.718	33.469	22.050	31.860	1:56.097	165	7	30.031	36.705	24.034	3:08.169	4:38.939	179
9	28.809	33.618	22.066	31.728	1:56.221	166	8	35.969	37.410	24.395	34.277	2:12.051 P	
10	28.579	33.541	22.058	31.858	1:56.036	166	9	29.980	35.858	23.641	33.489	2:02.968	180
11	28.626	33.412	21.977	31.721	1:55.736	165	10	29.870	35.494	23.629	33.187	2:02.180	180
151 Locky TAYLOR (QLD) (5th)													
1	38.443	35.773	23.095	31.812	2:09.123 P								
2	27.500	34.187	22.544	31.646	1:55.877	184							

Scott Laing
 Chief Time Keeper - Scott Laing

Clerk of Course - Simon Maas



Computime Race Timing Systems Pty Ltd © 1996
 Licensed to Computime Race Timing Systems
www.computime.com.au

COMPUTIME RACE TIMING SYSTEMS PTY LTD

2019



ASBK.COM.AU f t i y

Official ASBK Test : Phillip Island : February 2 & 3

YMI SUPERSPORT 300 / YMF R3 CUP

Practice 1

Date: 02/02/19
Event: P02
Weather: Sunny - Temp: 21.2C
Track: Dry - Temp: 27.0C



Started at: 09:25:17
Laps: 25 Min
Starters: 24
Printed at: 10:58

FASTEST LAPS SEQUENCE

Race Time	No	Name	Machine	Fastest Lap	On Lap
2:20.116	72	Ben BAKER (NSW)	Kawasaki Ninja 300	2:08.487	1
2:41.437	10	Callum O'BRIEN (WA)	Kawasaki Ninja 400	2:04.952	1
2:48.131	57	Seth CRUMP (QLD)	KTM RC 390	2:03.789	1
4:17.320	72	Ben BAKER (NSW)	Kawasaki Ninja 300	1:57.204	2
4:17.334	87	Zac LEVY (QLD)	Yamaha R3 321	1:54.992	2
4:17.425	43	Harry KHOURI (NSW)	Yamaha R3 321	1:54.697	2
4:42.715	57	Seth CRUMP (QLD)	KTM RC 390	1:54.584	2
6:30.328	81	Senna AGIUS (NSW)	Kawasaki Ninja 400	1:54.261	3
8:23.731	81	Senna AGIUS (NSW)	Kawasaki Ninja 400	1:53.403	4
8:55.038	68	Luke POWER (VIC)	Yamaha R3 321	1:53.350	4
10:16.302	10	Callum O'BRIEN (WA)	Kawasaki Ninja 400	1:52.028	5
14:08.545	44	Tom BRAMICH (VIC) (NOT OFFICIAL)	Kawasaki Ninja 400	1:51.849	3
16:00.340	44	Tom BRAMICH (VIC) (NOT OFFICIAL)	Kawasaki Ninja 400	1:51.795	4
16:24.427	68	Luke POWER (VIC)	Yamaha R3 321	1:51.736	8
17:50.628	44	Tom BRAMICH (VIC) (NOT OFFICIAL)	Kawasaki Ninja 400	1:50.288	5

Scott Laing
Chief Time Keeper - Scott Laing

.....
Clerk of Course - Simon Maas



Computime Race Timing Systems Pty Ltd © 1996
Licensed to Computime Race Timing Systems

www.computime.com.au

COMPUTIME RACE TIMING SYSTEMS PTY LTD

2019



ASBK.COM.AU f t i y

Official ASBK Test : Phillip Island : February 2 & 3

YMI SUPERSPORT 300 / YMF R3 CUP

Practice 1

Date: 02/02/19
Event: P02
Weather: Sunny - Temp: 21.2C
Track: Dry - Temp: 27.0C


Started at: 09:25:17
Laps: 25 Min
Starters: 24
Printed at: 10:58

BEST PARTIAL TIMES

Pos	Split 1		Split 2		Split 3		Split 4		LAP		Ideal	Fastest
	Name	Time	Name	Time	Name	Time	Name	Time	Name			
1	T. BRAMICH	26.226	T. BRAMICH	32.350	T. BRAMICH	21.277	C. O'BRIEN	30.043	T. BRAMICH	1:50.288	1:50.288	
2	C. O'BRIEN	26.586	S. AGIUS	32.356	C. O'BRIEN	21.382	T. BRAMICH	30.435	C. O'BRIEN	1:50.599	1:51.247	
3	L. POWER	26.590	L. POWER	32.373	S. AGIUS	21.431	H. KHOURI	30.435	L. POWER	1:51.247	1:51.736	
4	L. TAYLOR	26.773	C. O'BRIEN	32.588	S. CRUMP	21.707	L. POWER	30.568	S. AGIUS	1:51.354	1:52.077	
5	Z. BUNTING	26.840	L. TAYLOR	32.717	L. POWER	21.716	S. AGIUS	30.584	H. KHOURI	1:52.101	1:52.518	
6	H. KHOURI	26.858	M. STAUFFER	32.826	Z. BUNTING	21.757	L. TAYLOR	30.722	L. TAYLOR	1:52.149	1:52.149	
7	S. AGIUS	26.983	H. KHOURI	32.903	B. BAKER	21.859	M. STAUFFER	30.833	Z. BUNTING	1:52.483	1:52.882	
8	S. CRUMP	26.990	S. CRUMP	32.974	H. KHOURI	21.905	Z. BUNTING	30.871	S. CRUMP	1:52.598	1:53.074	
9	B. BAKER	27.074	Z. BUNTING	33.015	L. TAYLOR	21.937	B. BAKER	30.904	M. STAUFFER	1:52.851	1:53.035	
10	M. STAUFFER	27.236	P. NERLICH	33.412	M. STAUFFER	21.956	S. CRUMP	30.927	B. BAKER	1:53.284	1:53.604	
11	Z. LEVY	27.542	B. BAKER	33.447	P. NERLICH	21.977	Z. LEVY	31.270	Z. LEVY	1:54.983	1:54.992	
12	J. MARINIELL	27.677	T. RELPH	33.720	T. RELPH	22.118	K. O'CONNEL	31.629	T. RELPH	1:55.402	1:55.440	
13	B. PICKETT	27.732	K. O'CONNEL	34.009	Z. LEVY	22.118	P. NERLICH	31.657	P. NERLICH	1:55.625	1:55.736	
14	T. RELPH	27.862	Z. LEVY	34.053	K. O'CONNEL	22.408	T. RELPH	31.702	K. O'CONNEL	1:55.988	1:56.212	
15	K. O'CONNEL	27.942	C. AGOSTINI	34.144	B. PICKETT	22.494	J. MARINIELL	31.817	J. MARINIELL	1:56.426	1:57.562	
16	C. AGOSTINI	28.392	B. PICKETT	34.251	J. MARINIELL	22.596	B. PICKETT	31.993	B. PICKETT	1:56.470	1:56.684	
17	J. WOODS	28.411	J. WOODS	34.290	C. AGOSTINI	22.698	J. WOODS	32.050	C. AGOSTINI	1:57.367	1:57.549	
18	P. NERLICH	28.579	J. MARINIELL	34.336	J. WOODS	22.860	C. AGOSTINI	32.133	J. WOODS	1:57.611	1:58.345	
19	K. AGOSTINI	28.723	J. CZMOK	35.246	J. CZMOK	23.211	J. CZMOK	32.622	J. CZMOK	1:59.877	1:59.939	
20	J. CZMOK	28.798	K. AGOSTINI	35.251	H. STIFF	23.629	H. STIFF	33.187	K. AGOSTINI	2:01.916	2:01.916	
21	H. STIFF	29.801	H. STIFF	35.494	K. AGOSTINI	23.699	K. AGOSTINI	34.243	H. STIFF	2:02.111	2:02.180	
22	B. ANGELIDIS	29.994	B. ANGELIDIS	36.627	A. DE KUYPE	24.595	B. ANGELIDIS	34.307	B. ANGELIDIS	2:05.671	2:06.224	
23	A. DE KUYPE	30.255	L. O'BRIEN	36.807	B. ANGELIDIS	24.743	A. DE KUYPE	34.664	A. DE KUYPE	2:07.013	2:07.555	
24	L. O'BRIEN	30.509	A. DE KUYPE	37.499	L. O'BRIEN	25.116	L. O'BRIEN	34.973	L. O'BRIEN	2:07.405	2:08.011	

Scott Laing
Chief Time Keeper - Scott Laing

.....
Clerk of Course - Simon Maas



Computime Race Timing Systems Pty Ltd © 1996
Licensed to Computime Race Timing Systems
www.computime.com.au

COMPUTIME RACE TIMING SYSTEMS PTY LTD